



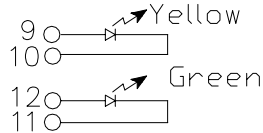
## SINGLE RJ45 CONNECTOR WITH LEDS

### J1A111000B

#### Feature

- Size same as RJ-45 connector to save PCB board space.
- Recommended panel

Part Numbe	9,10 (Left Led)	11,12 (Right Led)
1	Yellow	Green




RJ45 Durability Testing Rating & Material Specification				
Part Number	Durability	Mating Force	Shield	
			Material	Finish
J1A121000B	750 Insertions	5 lbs./2.268 kgs.	Brass	10-20m inches Nickel over 10-20m inches Brass

RJ45 Material Specification				
Part Number	Contact		Housing	
	Material	Plating Area	Material	Specification
J1A121000B	Phosphor Brass	10-20m inches Nickel over selective gold plating 6 μ inches	Thermoplastic	UL 94 V-0 1

\*Operating temperature range: -0°C to +70°C..Storage temperature range: -20°C to +125°C.

#### Schematic

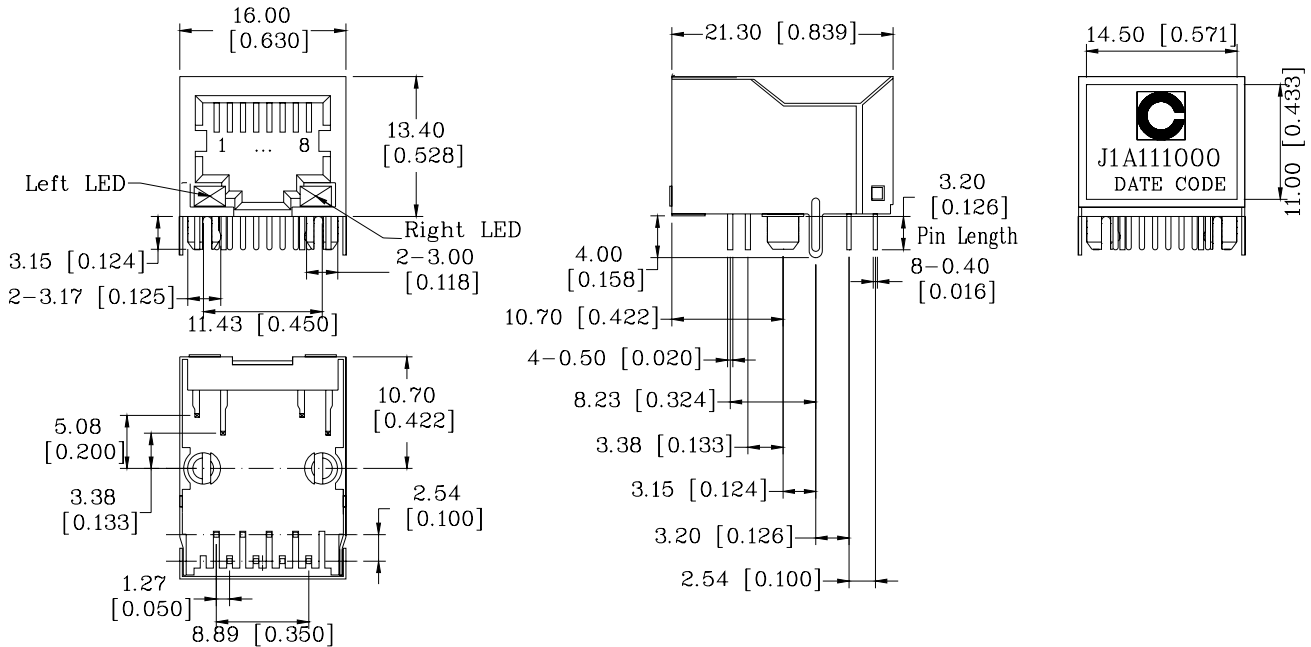




## SINGLE RJ45 CONNECTOR WITH LEDS

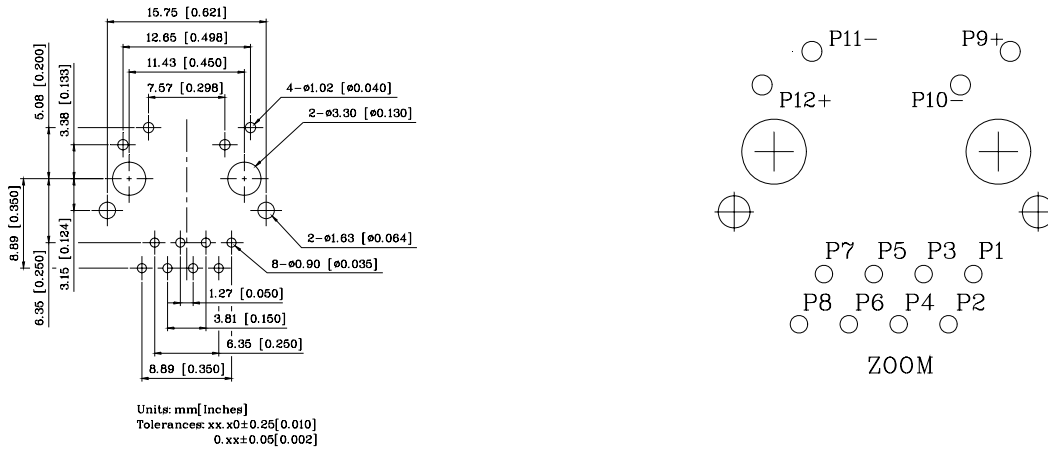
### J1A111000B

### Mechanical



Tolerance:  $\pm 0.25$  (0.010) unless specified otherwise

### PCB Layout Mounting Hole (Top View)



### NOTE:

### Datasheet Change History:

V0	2006/Jul.	Datasheet Set Up